

Dear KG2 Parents,

You will hereby find some revision sheets.

Continue to read stories, review letters, numbers, counting, and name writing to help your child retain it during the summer time.

Stay safe!

Have a safe summer!



**Name:** \_\_\_\_\_

**Class:** KG2 \_\_\_\_\_

**Date:** \_\_\_\_\_, 2020


**Teacher:** Mrs. Zalfa, Setrida, Dolly, Juliet

**Subject:** English

**Content:** Writing Names

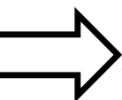
**Summer Sheet**

# My name is:



antonine  
international  
school

START



\_\_\_\_\_

\_\_\_\_\_

\_\_\_\_\_

\_\_\_\_\_

\_\_\_\_\_



Name: \_\_\_\_\_

Class: KG2 \_\_\_\_\_

Date: \_\_\_\_\_, 2020

Teacher: Mrs. Zalfa, Setrida, Dolly, Juliet

Subject: English

Content: Phonics


Summer Sheet

Say the name of each picture and then color its beginning sound.



c

h



f

e



g

f



i

a




a

d




t

c



f

b



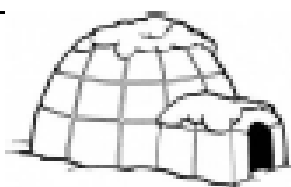
t

b



e

h



i

t



d

k



t

j

Name: \_\_\_\_\_

Class: KG2 \_\_\_\_\_

Date: \_\_\_\_\_, 2020

Teacher: Mrs. Zalfa, Setrida, Dolly, Juliet

Subject: English

Content: Phonics


Summer Sheet

Say the name of each picture and then color its beginning sound.




l

h




f

o



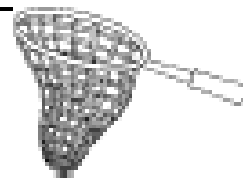
m

f



qu

m



r

n



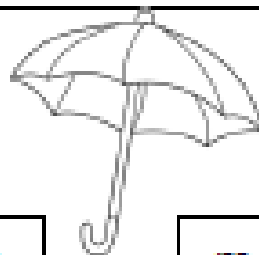
p

c



r

b



u

m



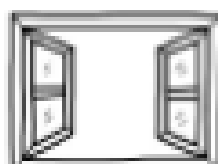
s

h



v

n



o

w



t

z

Name: \_\_\_\_\_  
\_\_\_\_\_  
\_\_\_\_\_

Class: KG2 \_\_\_\_\_

Date: \_\_\_\_\_, 2020

Teacher: Mrs. Dolly, Zalfa, Setrida, Juliet

Subject: English / Revision

Content: High Frequency Words

## Summer Sheet

Read the following sentences.

I can



.

She is



here.

He is



and



.

We are



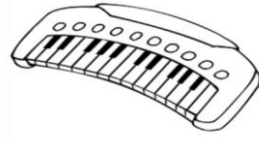
.

I have a



.

We play the




I said go to the



You like



The




is for you.

My



is



.



Name: \_\_\_\_\_  
\_\_\_\_\_

Class: KG2 \_\_\_\_\_

Date: \_\_\_\_\_, 2020


Teacher: Mrs. Dolly, Zalfa, Setrida, Juliet

Subject: English / Revision

Content: Phonics/Tracing

## Summer Sheet

Trace the lower case letters.





Name: \_\_\_\_\_

Class: KG2 \_\_\_\_\_

Date: \_\_\_\_\_, 2020

Teacher: Mrs. Zalfa, Setrida, Dolly, Juliet

Subject: Writing Readiness

Content: Tracing Lines

**Summer Sheet**

Trace the lines.







Name: \_\_\_\_\_

Class: KG2 \_\_\_\_\_

Date: \_\_\_\_\_, 2020





Teacher: Zalfá, Setrida, Dolly, Juliet

Subject: Mathematics

Content :Revision

Summer Sheet

1. Count the dots in each box and draw a circle around the correct number in print.

			
1    4    6	3    7    2	5    2    9	2    8    1

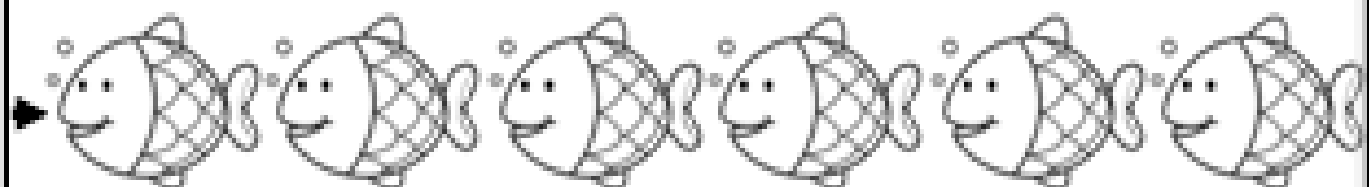
2. Write the numbers 1 - 10 on the lines below.

\_\_\_\_\_

-----

\_\_\_\_\_










3. Draw a circle around the fifth fish, cross out the sixth fish.



4. Create and extend a pattern.



5. Count the items in each box and then write the number.

 <input data-bbox="267 829 414 1018" type="text"/>	 <input data-bbox="738 829 885 1018" type="text"/>	 <input data-bbox="1226 829 1372 1018" type="text"/>
 <input data-bbox="259 1312 406 1501" type="text"/>	 <input data-bbox="738 1312 885 1501" type="text"/>	 <input data-bbox="1209 1312 1356 1501" type="text"/>
 <input data-bbox="267 1795 414 1984" type="text"/>	 <input data-bbox="722 1795 868 1984" type="text"/>	 <input data-bbox="1226 1795 1372 1984" type="text"/>



Name: \_\_\_\_\_

Class: KG2 \_\_\_\_\_

Date: \_\_\_\_\_, 2020

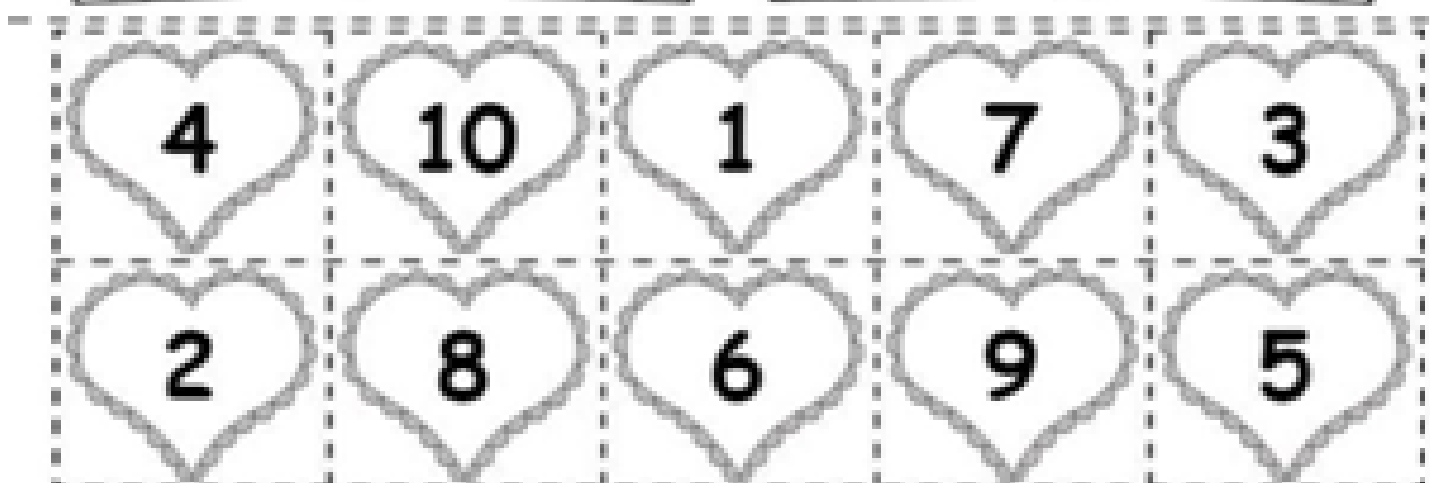

Teacher: Zalfa, Setrida, Dolly, Juliet

Subject: Mathematics

Content: Ordering Numbers

Summer Sheet

Cut out the hearts and then paste them in the correct number order.

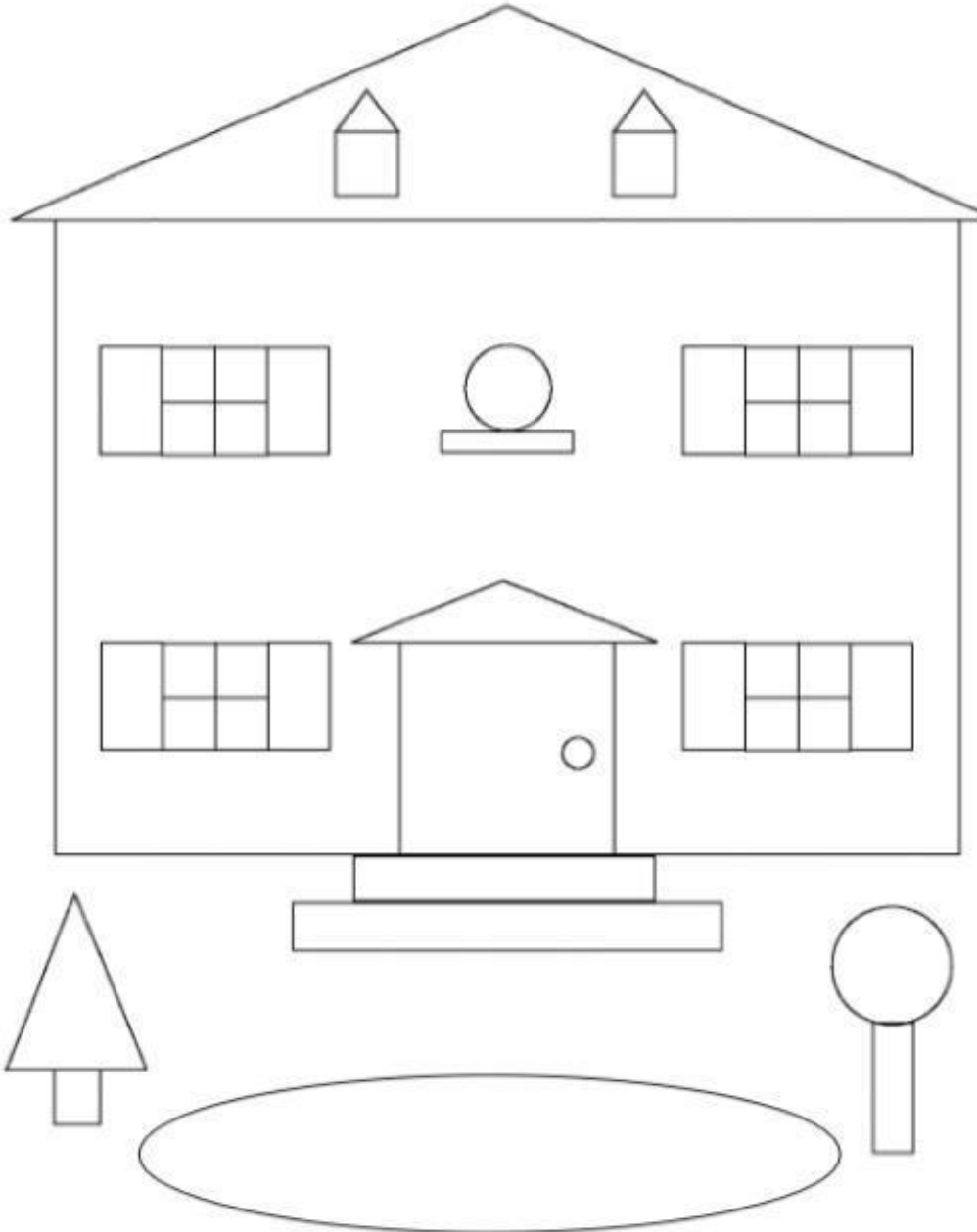




إلى أهالي الرّوضة الثّانية، الرّجاء تطبيق قسائم مراجعة المكتسبات، خلال العطلة الصّيفيّة.





ألون كل شكل باللون المناسب .





أعدّ النّقط ثمّ ألوّن العدد المناسب من الدّوائر .



قسمة مراجعة

## ١ - أزيّن المنشفة بالخط العمودي




## ٢ - أكمل رسم السكاكر بالخط الحلزوني



## ٣ - أرسم الخط الأفقي



٤ - أزيّن القارب بالخطّ المائل



٥ - أكمل رسم العشب بالخطّ المسنّن





قسمة مراجعة

١ - أكتب "ر"

.	.	.	.	.	ر
.	.	.	.	.	

٢ - أضع ☐ حول الـ "ا" في الكلمات التالية:

والد	فراشة	خراف
بوابة	جواب	مزارع

٣ - ألون الـ "و"

دودة	دروس	دولاب
دوري	بارود	خروف

٤ - أضع ☐ حول الـ "د" في الكلمات التالية:

درج	درس	دكان
برد	دار	عود

٥ - ألون الـ "ب"

كتاب	ألعاب	أصحاب
درب	قارب	دب



الرَّوضة الثَّانية

أتمرن على كتابة إسمي .



Chers parents de KG2,

Pour consolider les acquis du Français Langue Étrangère et préparer la rentrée au KG3, nous vous conseillons dans la mesure du possible de dialoguer régulièrement avec vos enfants en français, leur lire des contes ou encore visionner des émissions françaises avec eux.

- **Langage oral: les métiers**

[https://www.youtube.com/watch?v=IXrBEYSV\\_K0](https://www.youtube.com/watch?v=IXrBEYSV_K0)

**-Conte: le boulanger**

[https://www.youtube.com/watch?v=P1I\\_leowIRw](https://www.youtube.com/watch?v=P1I_leowIRw)

**-Conte : mes p'tits docs – Chez le docteur**

[https://www.youtube.com/watch?v=-B-NAa\\_wdos](https://www.youtube.com/watch?v=-B-NAa_wdos)

- **Langage oral: les moyens de transport**

<https://www.youtube.com/watch?v=JkOk6cF1kgY>

**-Conte: le petit bateau de petit ours**

<https://www.youtube.com/watch?v=3ZlOptM14ko>

- **Langage oral: les parties du corps**

<https://www.youtube.com/watch?v=5il6Zm7ZPD4>

Toutes nos félicitations, chers parents, pour cette collaboration constructive, nous tenons à vous exprimer nos sincères et chaleureux remerciements en vous espérant sereins et en bonne santé. Passez de bonnes vacances et à très bientôt.